

Crusted Scabies in the Katherine Region

It's all fun and games
until someone gets
scabies.



What we do to ensure successful treatment

- **Advocacy** – fantastic to see scabies as a notifiable disease
- **Building our reputation**
- **Patient care**
- **Identify high risk of TOL and deal with it!**
 - Alcohol withdrawal
 - Appropriate room placement
 - Flexibility with patient's needs
- **Kindness**

Table 1. Possible risk factors causing immune suppression

Potential risk factor	Confirmed CS		Presumptive CS		Total	
	n = 14	%	n = 16	%	n = 30	%
Diabetes	5	35.7	8	50	13	43.3
Alcohol misuse	5	35.7	8	50	13	43.3
ANA +	2	14.3	5	31.3	7	23.3
Chronic renal disease	2	14.3	3	18.8	5	16.7
HTLV-1 infection	4	28.6	0	0	4	13.3
COPD	4	28.6	0	0	4	13.3
Previous invasive bacterial infection ^a	2	14.3	2	12.5	4	13.3
Dementia/neurodegenerative disease	2	14.3	1	6.3	3	10
Cannabis misuse	1	7.1	1	6.3	2	6.7
Solid organ cancer	1	7.1	1	6.3	2	6.7
Malnutrition	0	0	2	12.5	2	6.7
Congestive heart failure	1	7.1	1	6.3	2	6.7
Obesity	0	0	2	12.5	2	6.7
Chronic liver disease/steatosis	2	14.3	0	0	2	6.7
Previous pneumonia	1	7.1	1	6.3	2	6.7
Lymphoma	1	7.1	0	0	1	3.3
Multiple myeloma	1	7.1	0	0	1	3.3
Ischaemic heart disease	1	7.1	0	0	1	3.3
Previous invasive fungal infection	1	7.1	0	0	1	3.3
Hepatitis B infection	1	7.1	0	0	1	3.3
Mental health issues	1	7.1	0	0	1	3.3
HIV Infection	0	0	0	0	0	0
No risk factor indentified	1	7.1	2	12.5	3	10

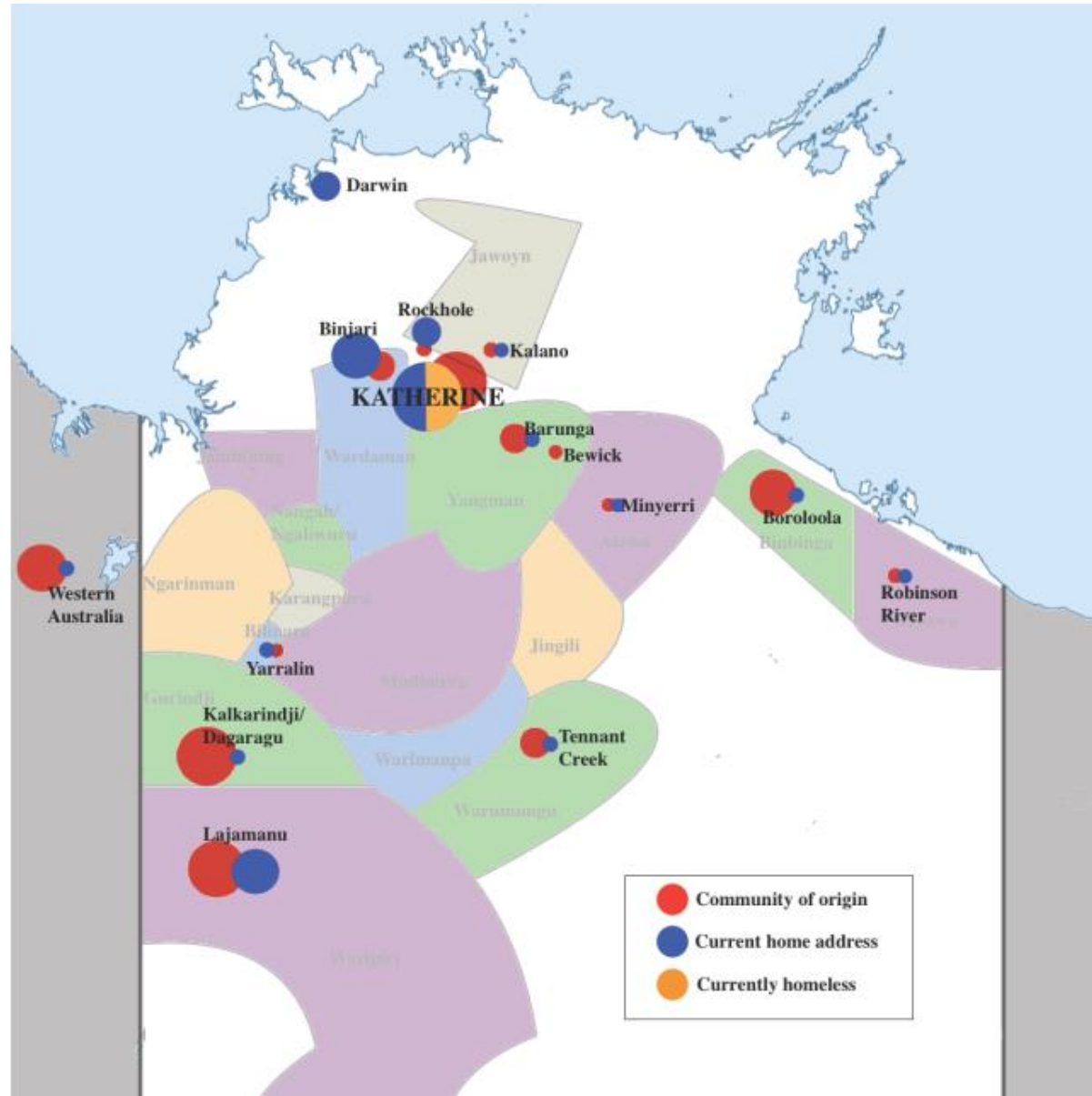
Some patients had multiple risk factors.

^aBacterial infection includes septic arthritis and osteomyelitis but excludes pneumonia

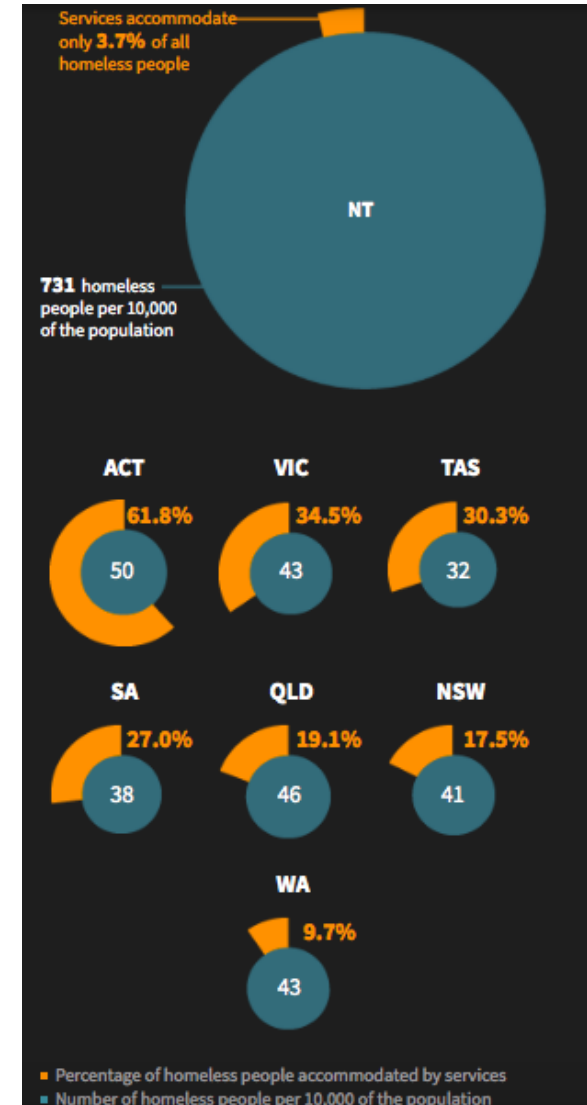
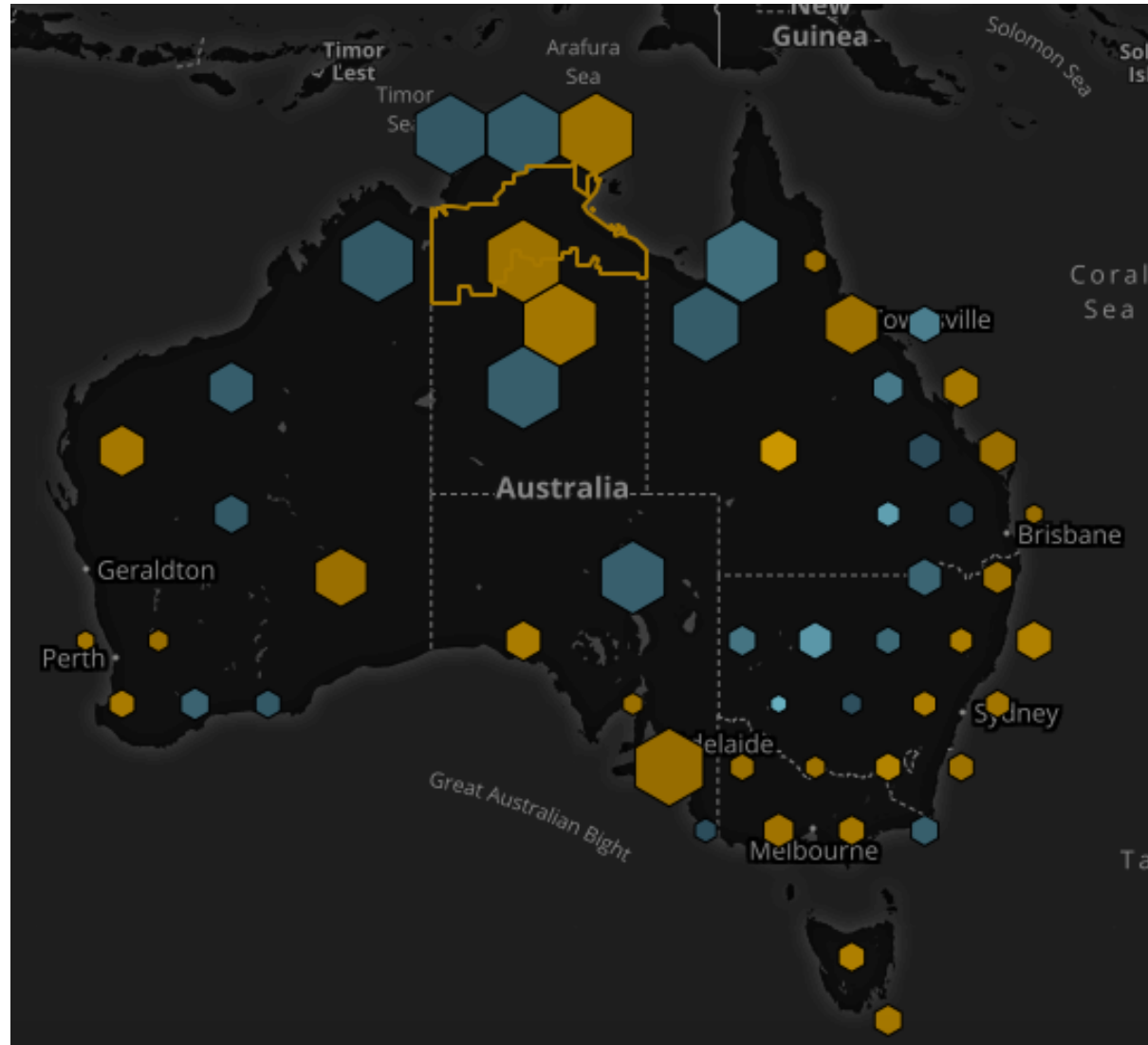
Table 2. Demographic data^a

	n	%
Patients admitted with CS	30	100
Patients admitted multiple times with CS	4	13.33
Indigenous	30	100
Male	15	50
Female	15	50
Living in town at time of admission	10	33.3
Living remotely at time of admission	14	46.6
Home community (town)	3	10
Home community (remote)	27	90
Homeless at time of admission	6	20
^a Includes confirmed and presumptive cases		

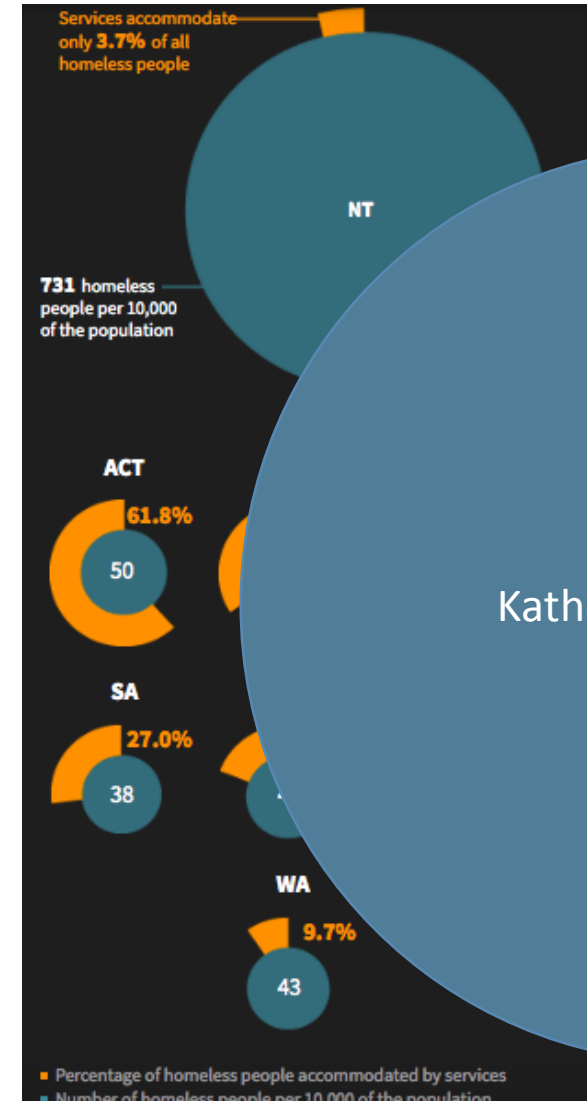
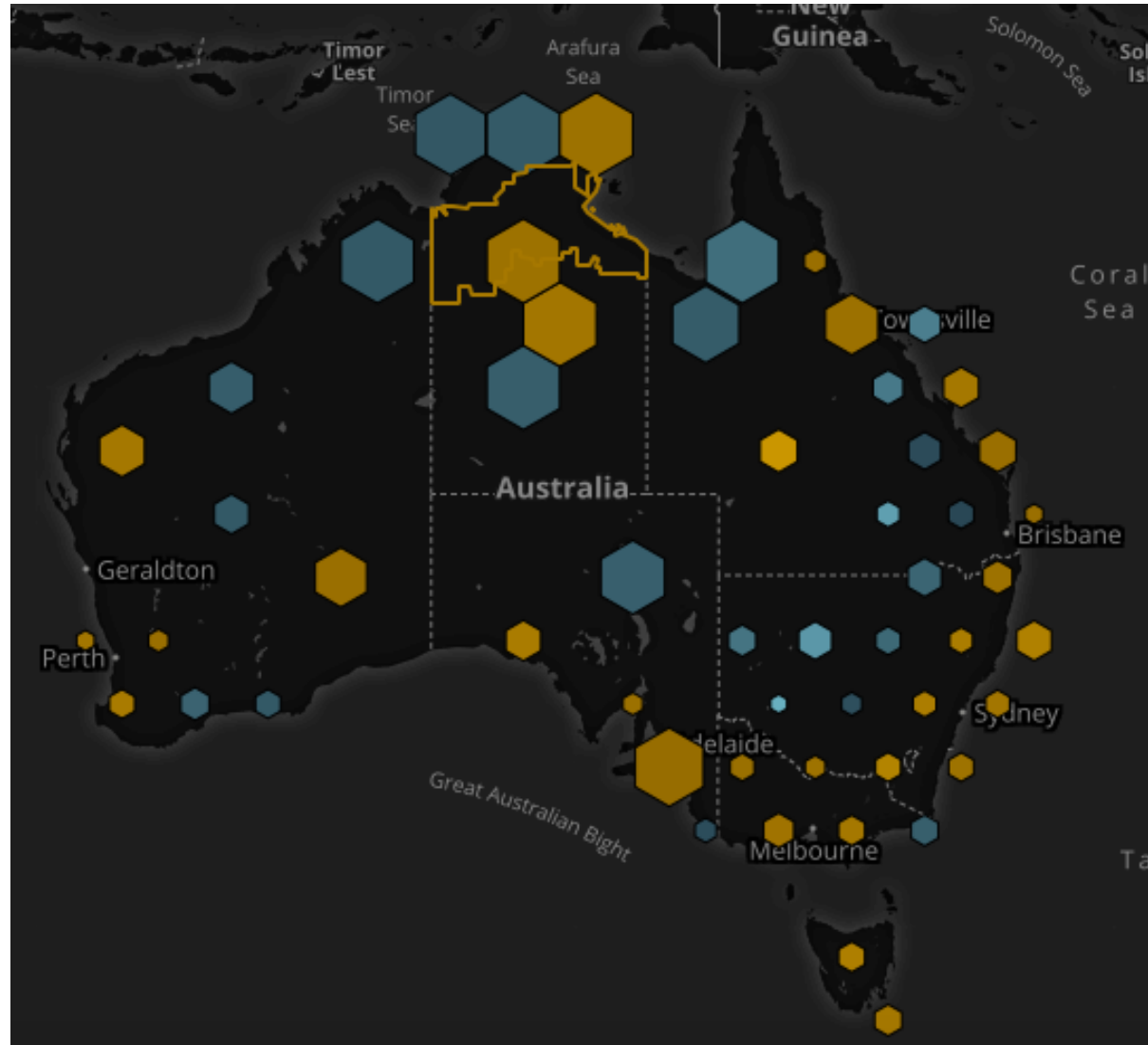
Katherine region challenges



Katherine Population



Katherine Population



Katherine Aboriginal

Some tips...

- If you see scabies in any patient, it is likely someone in your community has crusted scabies
- Take a clear travel and housing history
- Notify the clinic from which they came of your suspicion if you can prove it isn't local
- Talk to One Disease staff about your suspicions...
- It's not personal!
- Develop relationships with clinicians across the border